


IMPACT ACOUSTIC®



Vertigo

Wall Covering

ASSEMBLY INSTRUCTIONS

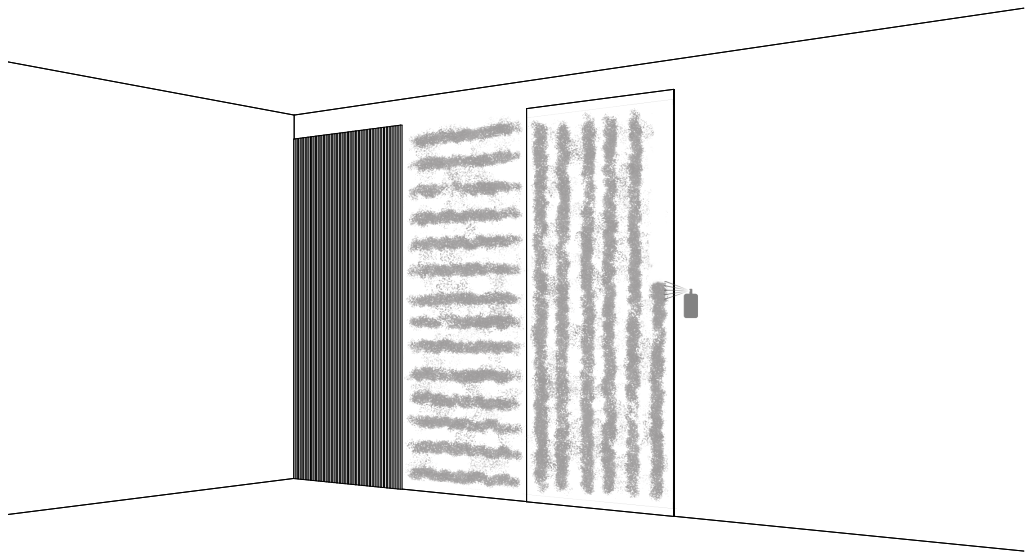
Version 23. März 2023 (nscho)

Vertigo

Wall Covering

1

For mounting the wall panels, we recommend our spray contact glue. For this purpose, the glue is applied cross-wise at a distance of approx. 200mm, for example on the wall vertically and directly on the panel horizontally. A slightly visible film of adhesive is sufficient.

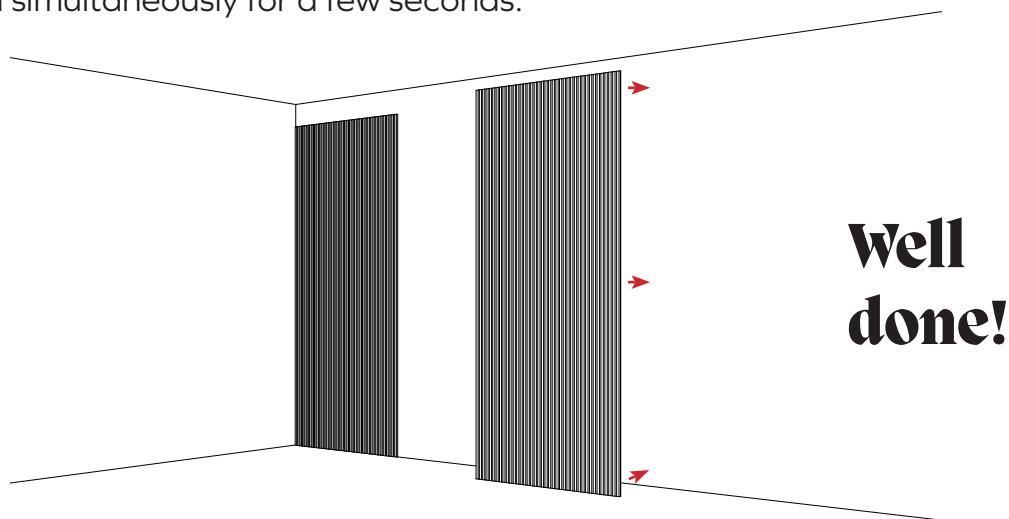


Note

Please treat the surface with a primer before mounting.

2

After alignment of the wall element, the entire surface must be pressed simultaneously for a few seconds.



Note

Wall panels with V-Cuts can be easily attached together and shortened without the joint becoming visible.